

Main Specifications	Other Specifications
<p>▼Type</p> <p>A - All SS304</p> <p>B - SS304+SS316</p> <p>C - CS (Carbon steel)</p> <p>▼Connection</p> <p>Size: 1/2" , 3/4" , 1"</p> <p>Flange connection</p> <p>Flange material▼</p> <p>A - SS304 / B - SS 316 / C - CS</p> <p>▼Window view</p> <p>Reflex glass</p> <p>▼Body segment(s)</p> <p>1 / 2 / 3 / 4 / 5 / 6 / 7 segments</p> <p>▼Max. operating temperature</p> <p>+200°C (standard)</p> <p>+400°C (option)</p> <p>▼Max. operating pressure</p> <p>Max. 10kg/cm² (standard)</p> <p>Max. 40kg/cm² (option)</p>	<p>▼Body material</p> <p>A - SS304 / B - SS 316 / C - CS</p> <p>▼Valve material</p> <p>A - SS304 / B - SS 316 / C - SS304</p> <p>▼Union material</p> <p>A - SS304 / B - SS 316 / C - CS</p> <p>▼Cover plate material</p> <p>A - SS304 / B - SS 304 / C - CS</p> <p>▼U-bolts material</p> <p>A - SS304 / B - SS 304 / C - CS</p> <p>▼Nuts material</p> <p>A - SS304 / B - SS 304 / C - CS</p> <p>▼Gasket</p> <p>Asbestos / Teflon</p> <p>▼Optional accessories</p> <p>Ball check /</p> <p>Vent cock /</p> <p>Drain cock</p>

Reflex Level Gauge

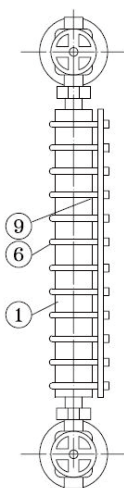
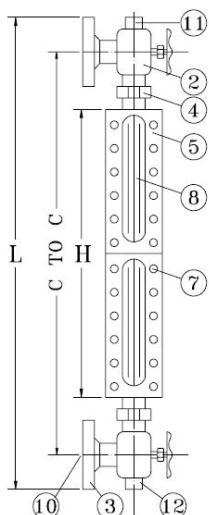
Model: RLG Series

Introduction

RLG series reflex level gauges are commonly used for level detection within a specific vessel, and the primary principle is based on the difference in refractive indices of vapor and liquid.



Dimension



No.	Part
1	Body
2	Valve
3	Flange
4	Union
5	Cover plate
6	U-bolts
7	Nuts
8	Window view
9	Gasket
10	Ball check (option)
11	Vent cock (option)
12	Drain cock (option)

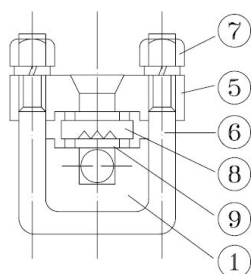


Due to the variety of customization, the picture is only for reference, please confirm the actual item with our sales. (If there is any change on specification, please take the latest version as standard.)

Features

- OEM service
- Less maintenance, easy level reading.
- Supreme visibility

C to C Size code table



Section View

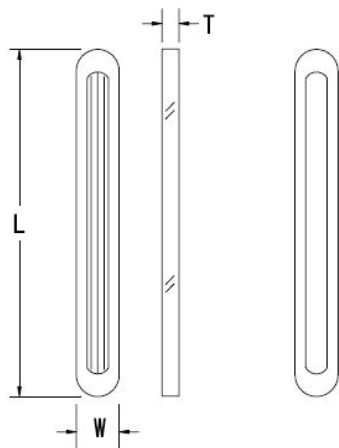
Segment(s)	Size code	C to C size						
		A	B	C	D	E	F	G
1		350	380	410	440	460	480	500
2		560	620	680	740	780	820	860
3		770	860	950	1040	1100	1160	1220
4		980	1100	1220	1340	1420	1500	1580
5		1190	1340	1490	1640	1740	1840	1940
6		1400	1580	1760	1940	2060	2180	2300
7		1610	1820	2030	2240	2380	2520	2660

Unit: mm

Note:

- (1) C to C size is accordance with segments, for example, A1-C to C size = 350, A2=560, B1=380, B2=620
- (2) H size = (C to C) - 140, for example, A1-H size = 210, A2-H size = 420
- (3) L size = (C to C) + 140, for example, A1-H size = 490, A2-H size = 700

L / W / T Size code table



L / W / T Size code table

Section	Size code	L / W / T size						
	A	B	C	D	E	F	G	
L	190	220	250	280	300	320	340	
W	34	34	34	34	34	34	34	
T	17	17	17	17	17	17	17	

Unit: mm

REFLEX GLASS

GASKET

How to order

RLG Series	Reflex Level Gauge						
	Code	Type					
	A	All SS304					
	B	SS304+SS316					
	C	CS					
		Code	C to C size				
		B3	Please refer to size code table and select corresponding code				
			Code	Connection			
			1/2F	1/2" Flange			
			3/4F	3/4" Flange			
			1F	1" Flange			
			O	Other (please specify)			
				Code	Gasket		
				A	Asbestos		
				T	Teflon		
					Code	Other requests	
					/A	Third party notarized document	
					/B	Inspection report (issued by Re-Atlantis)	
					/C	Ball check	
					/D	Vent cock	
					/E	Drain cock	
					/F	Max. operating temperature 400°C	
					/G	Max. operating pressure 40kg/cm ²	
RLG Series	A	B3	3/4F	T	Order example: RLG-A-B3-3/4F-T		