

Main Specifications

▼Type

Lever type / Seal type

▼Pressure range

0.1 to 40 kg/cm²

▼Operating temperature

Min.: -196°C

Max.: 350°C

▼Applicable fluid

Steam / air / liquid that compatible with Stainless steel

SSV Series list

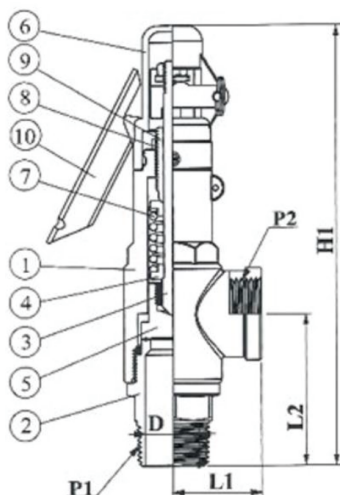
Lever type	Seal type
SSV-L110	SSV-S110
SSV-LT50	SSV-ST50
SSV-LV50	SSV-SV50
SSV-LFF110	SSV-SFF110
SSV-LFT110	SSV-SFT110

Stainless Steel Safety Valve

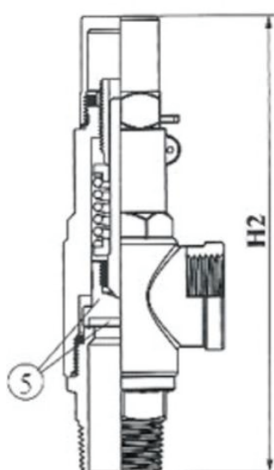
Model: SSV Series



L110



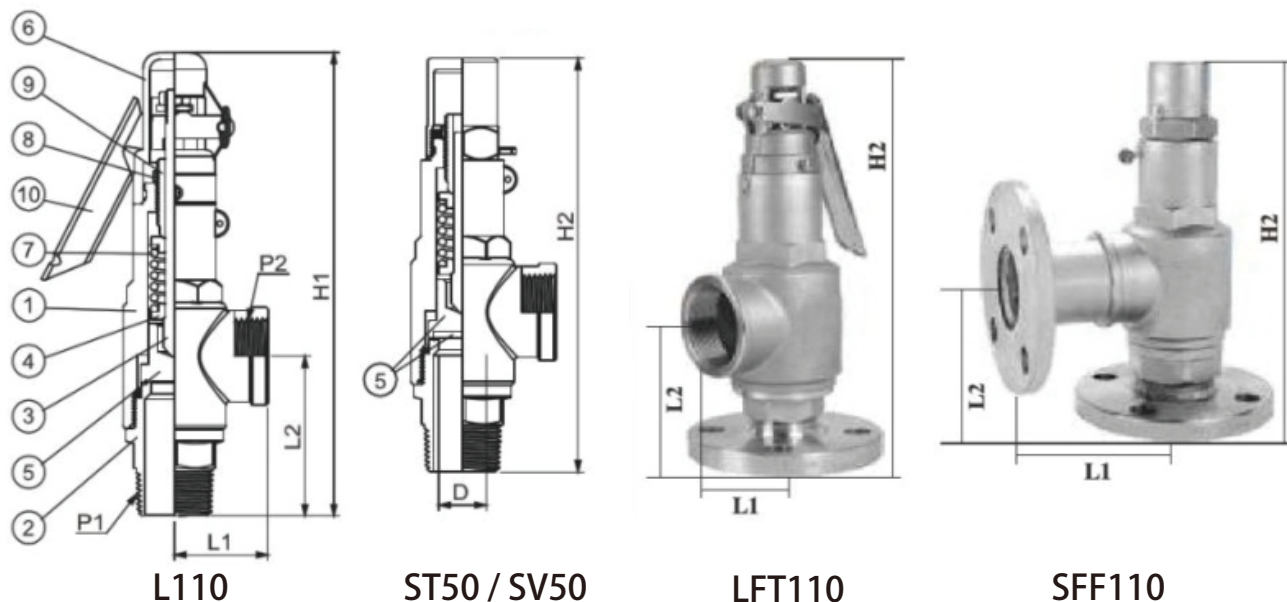
ST50 / SV50



Due to the variety of customization, the picture is only for reference, please confirm the actual item with our sales. (If there is any change on specification, please take the latest version as standard.)

Material Table

No.	Part name	L110	S110	LV50	SV50	LT50	ST50	LFT110	SFT110	LFF110	SFF110
1	Valve Body	CF8 / CF8M	CF8 / CF8M	CF8 / CF8M	CF8 / CF8M	CF8 / CF8M	CF8 / CF8M	CF8 / CF8M	CF8 / CF8M	CF8 / CF8M	CF8 / CF8M
2	Valve Seat	CF8 / CF8M	CF8 / CF8M	CF8 / CF8M	CF8 / CF8M	CF8 / CF8M	CF8 / CF8M	CF8 / CF8M	CF8 / CF8M	CF8 / CF8M	CF8 / CF8M
3	Stem	SS304	SS304	SS304	SS304	SS304	SS304	SS304	SS304	SS304	SS304
4	Spring seat	SS304	SS304	SS304	SS304	SS304	SS304	SS304	SS304	SS304	SS304
5	Disc	SS304 / SS316	SS304 / SS316	SS304 / SS316+ VITON	SS304 / SS316+ VITON	SS304 / SS316+ PTFE	SS304 / SS316+ PTFE	SS304 / SS316	SS304 / SS316	SS304 / SS316	SS304 / SS316
6	Cap	CF8	CF8	CF8	CF8	CF8	CF8	CF8	CF8	CF8	CF8
7	Spring	SS304	SS304	SS304	SS304	SS304	SS304	SS304	SS304	SS304	SS304
8	Nut	SS304	SS304	SS304	SS304	SS304	SS304	SS304	SS304	SS304	SS304
9	Adjust screw	SS304	SS304	SS304	SS304	SS304	SS304	SS304	SS304	SS304	SS304
10	Handle	SS304	-	SS304	-	SS304	-	SS304	-	SS304	-


Dimension (Model L110 / S110 / LV50 / SV50 / LT50 / ST50)

Nominal			Lift	L1	L2	H1	H2
P1	D	P2					
1/2"	15	1"	1.04	41.25	65.5	199.5	177.5
3/4"	19.5	1"	1.52	41.25	65	199	177
1"	21	1"	2	41.25	70.5	204.5	182.5
1"	25	2"	2.52	65	100.3	184	260.5
1-1/4"	33	2"	2.56	65	100.8	184.5	261
1-1/2"	39	2"	3.04	65	101.3	185	261.5
2"	39	2"	4	65	104.3	288	264.5

Dimension (Model LFT110 / SFT110 / LFF110 / SFF110)

Nominal			Lift	LFT110 / SFT110				LFF110 / SFF110			
P1	D	P2		L1	L2	H1	H2	L1	L2	H1	H2
1/2"	15	1"	1.04	41.25	70.5	204.2	182.5	105.75	70.5	204.2	182.5
3/4"	19.5	1"	1.52	41.25	70	204	182	105.75	70	204	182
1"	21	1"	2	41.25	75.5	209.5	187.5	105.75	75.5	209.5	187.5
1"	25	2"	2.52	65	105.3	289	265.5	133.5	105.3	289	265.5
1-1/4"	33	2"	2.56	65	106.8	209.5	267	133.5	106.8	209.5	267
1-1/2"	39	2"	3.04	65	107.3	291	267.5	133.5	107.3	291	267.5
2"	39	2"	4	65	110.3	294	270.5	133.5	110.3	291	270.5

All unit in mm